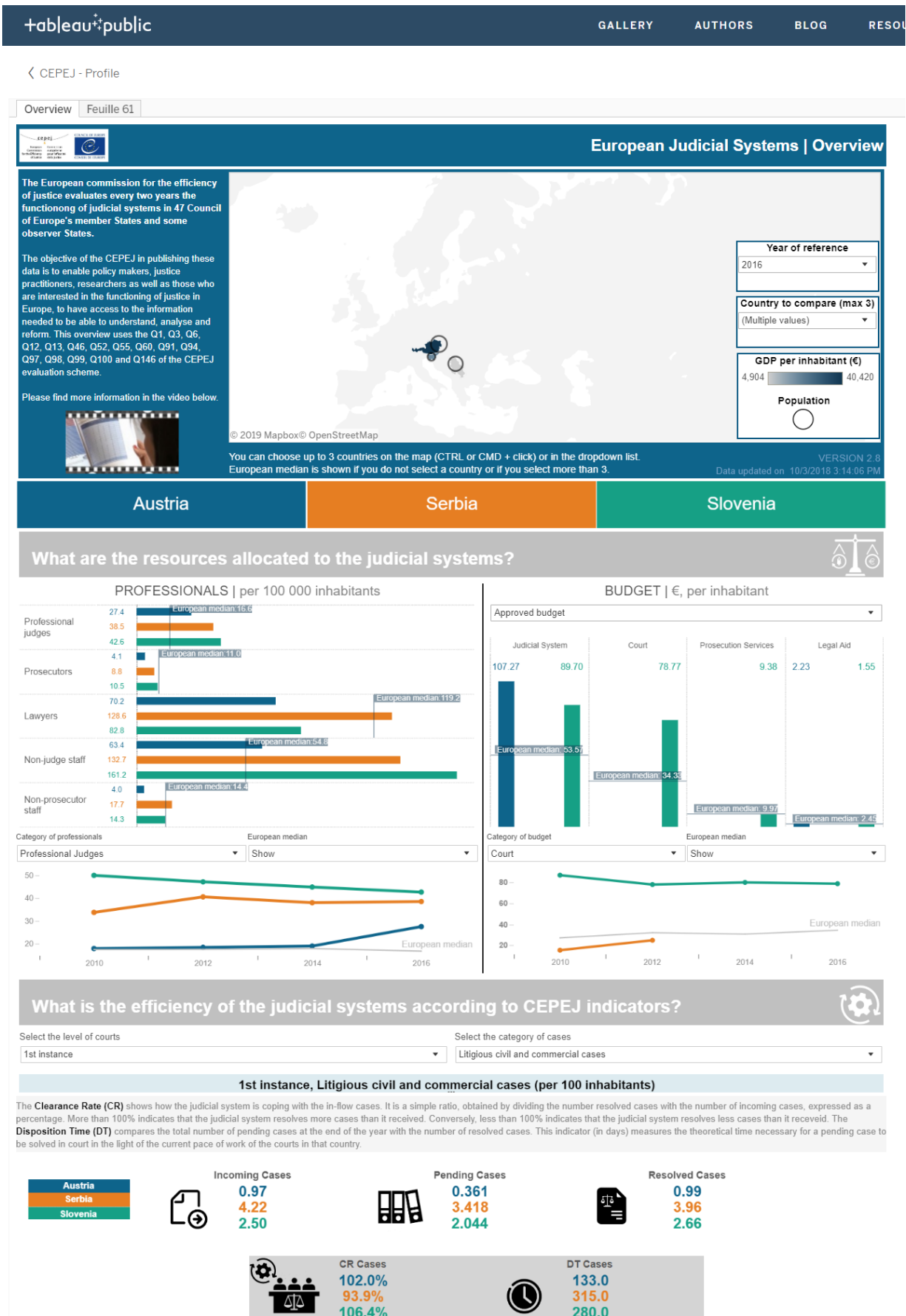
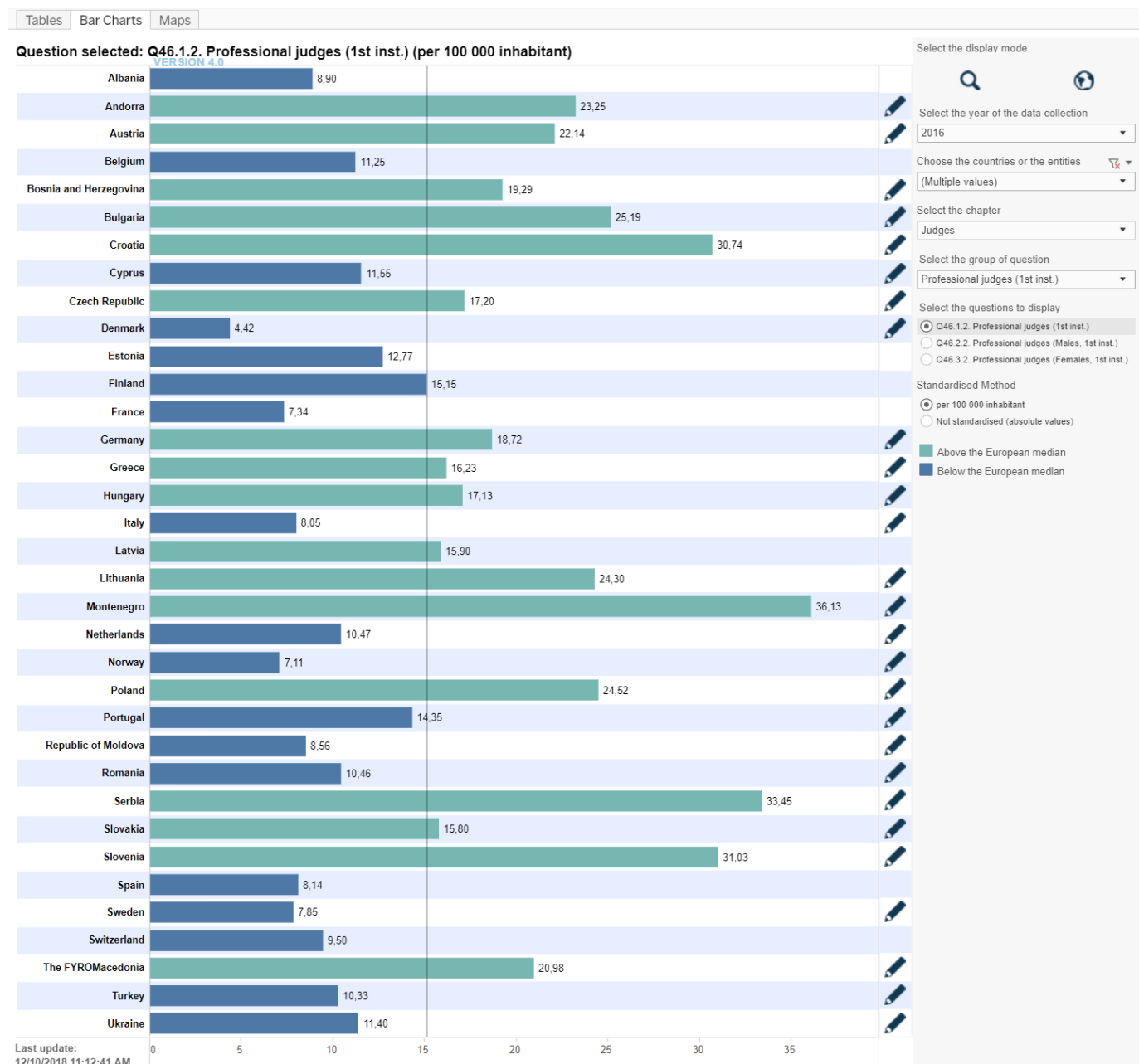


База података „CEPEJ-STAT“ – извод

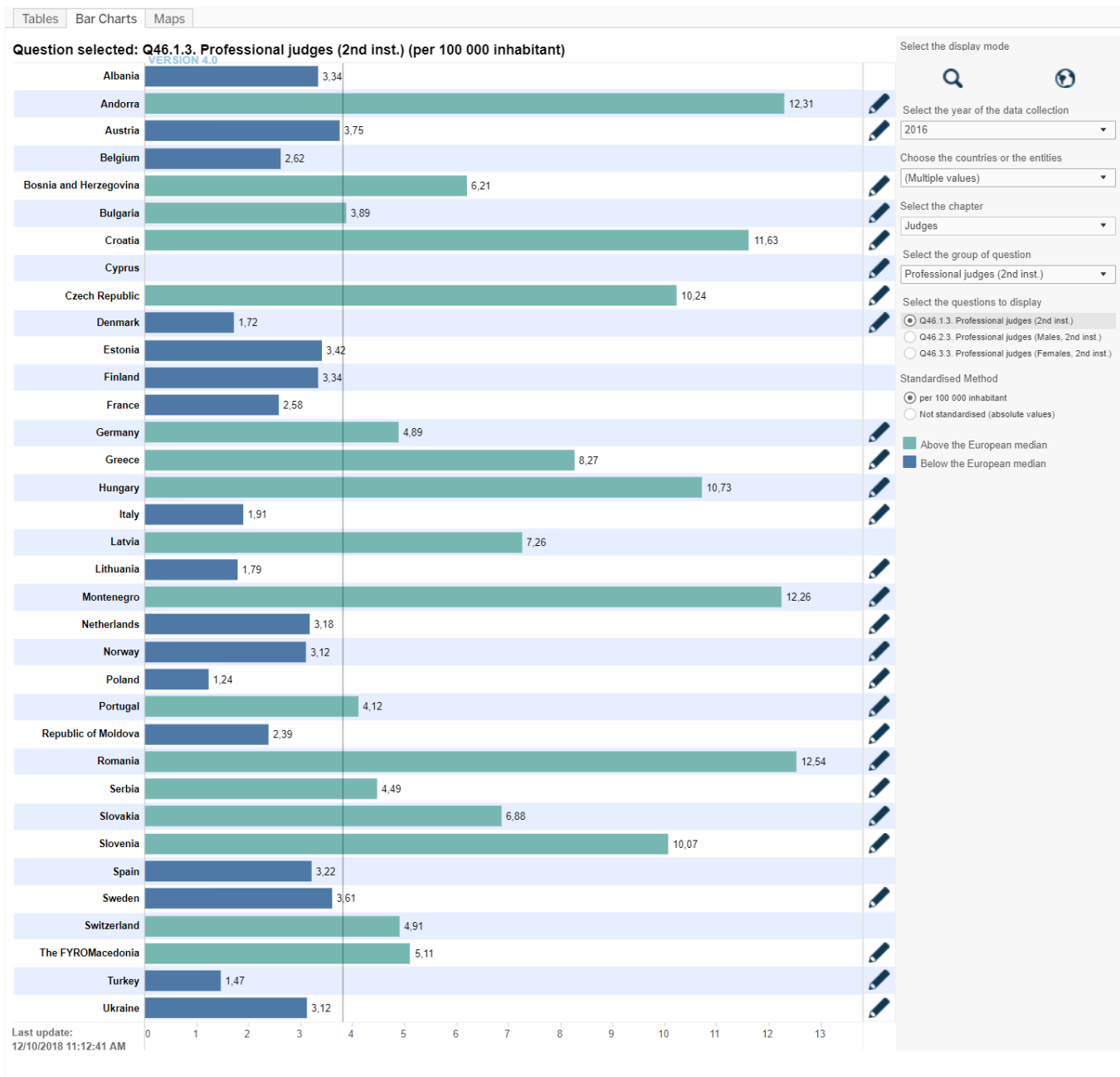
Пример упоредног прегледа (могуће је упоређивати две до три државе):



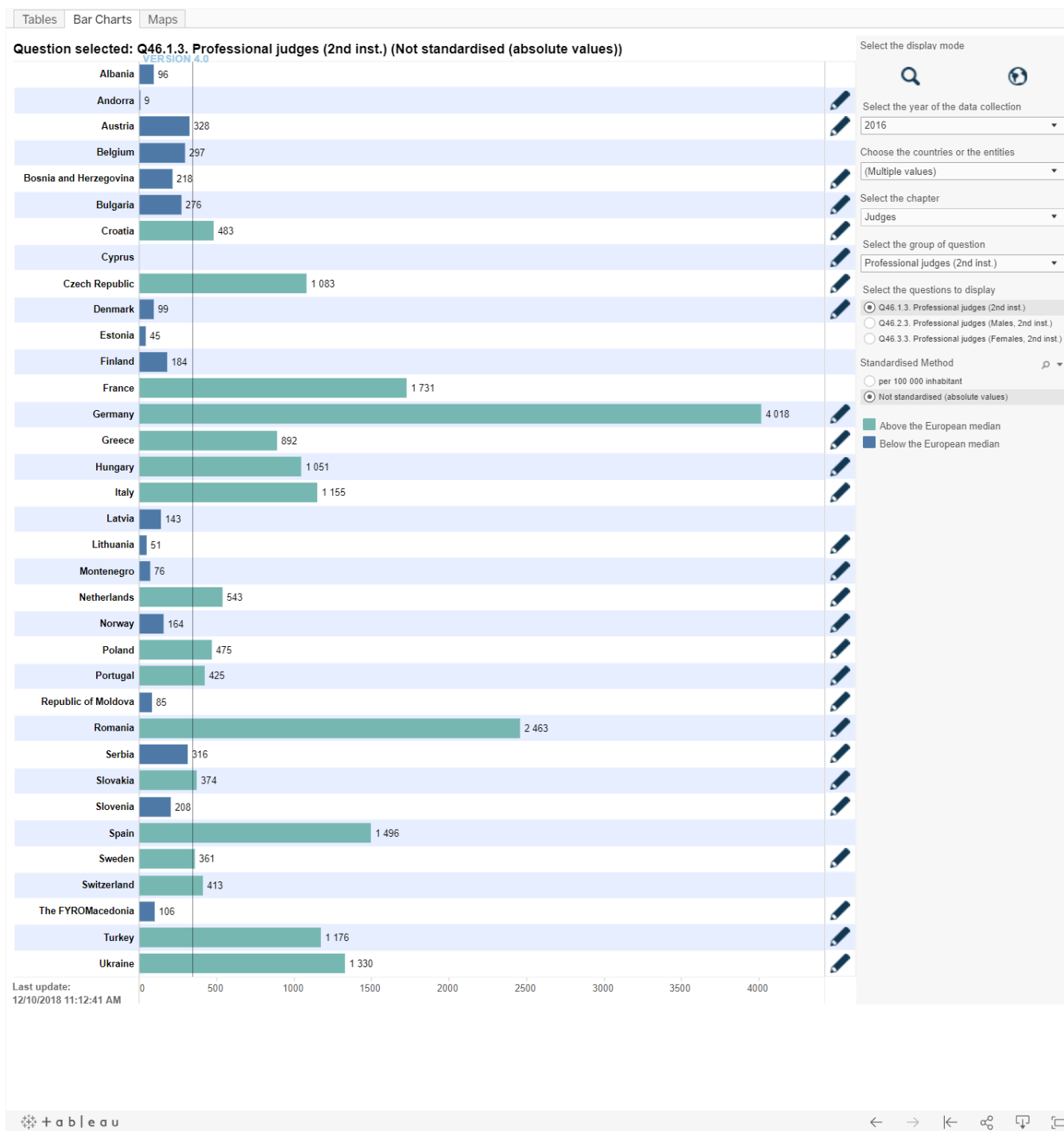
Број судија – први степен



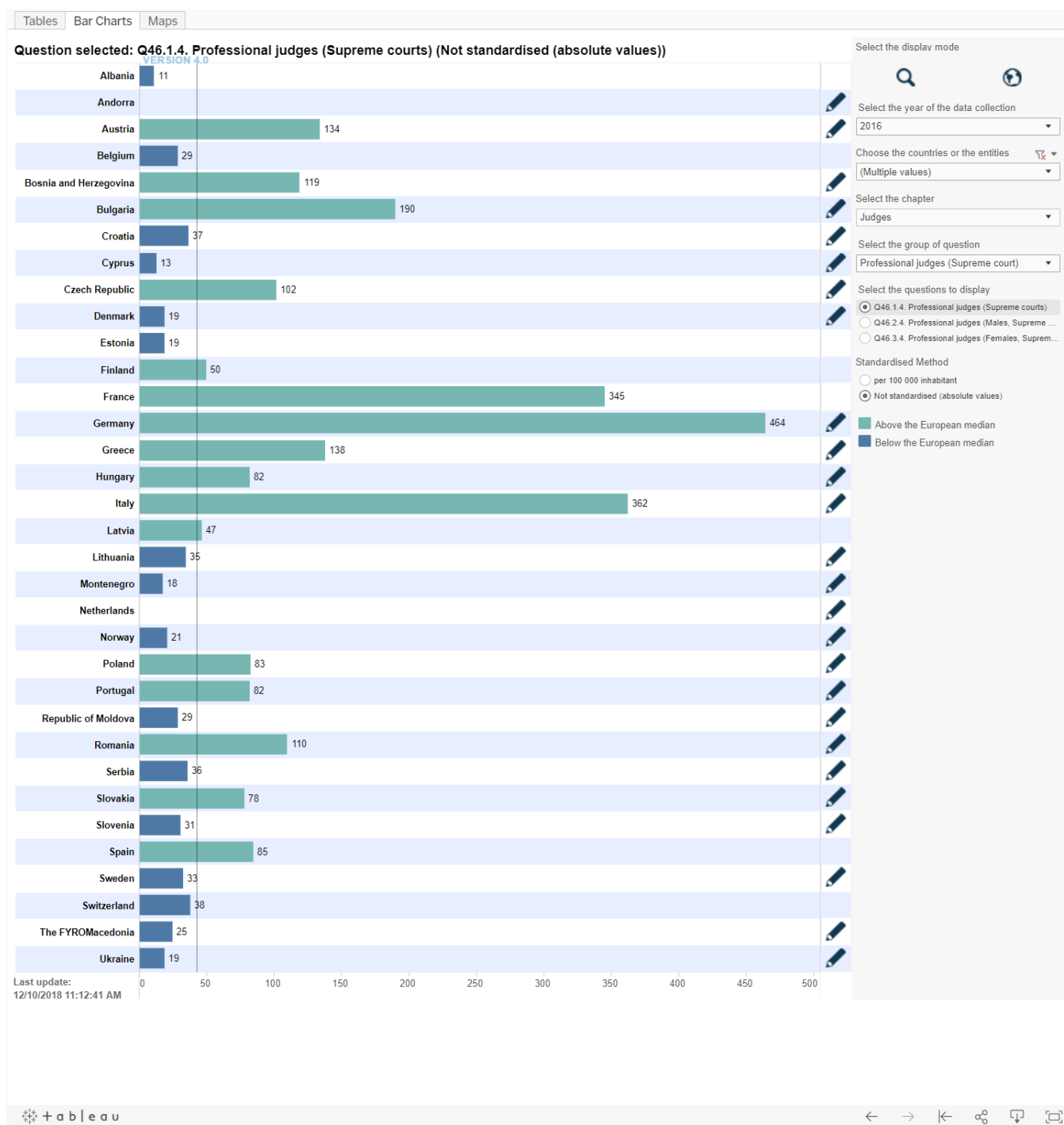
Број судија – други степен – по глави становника



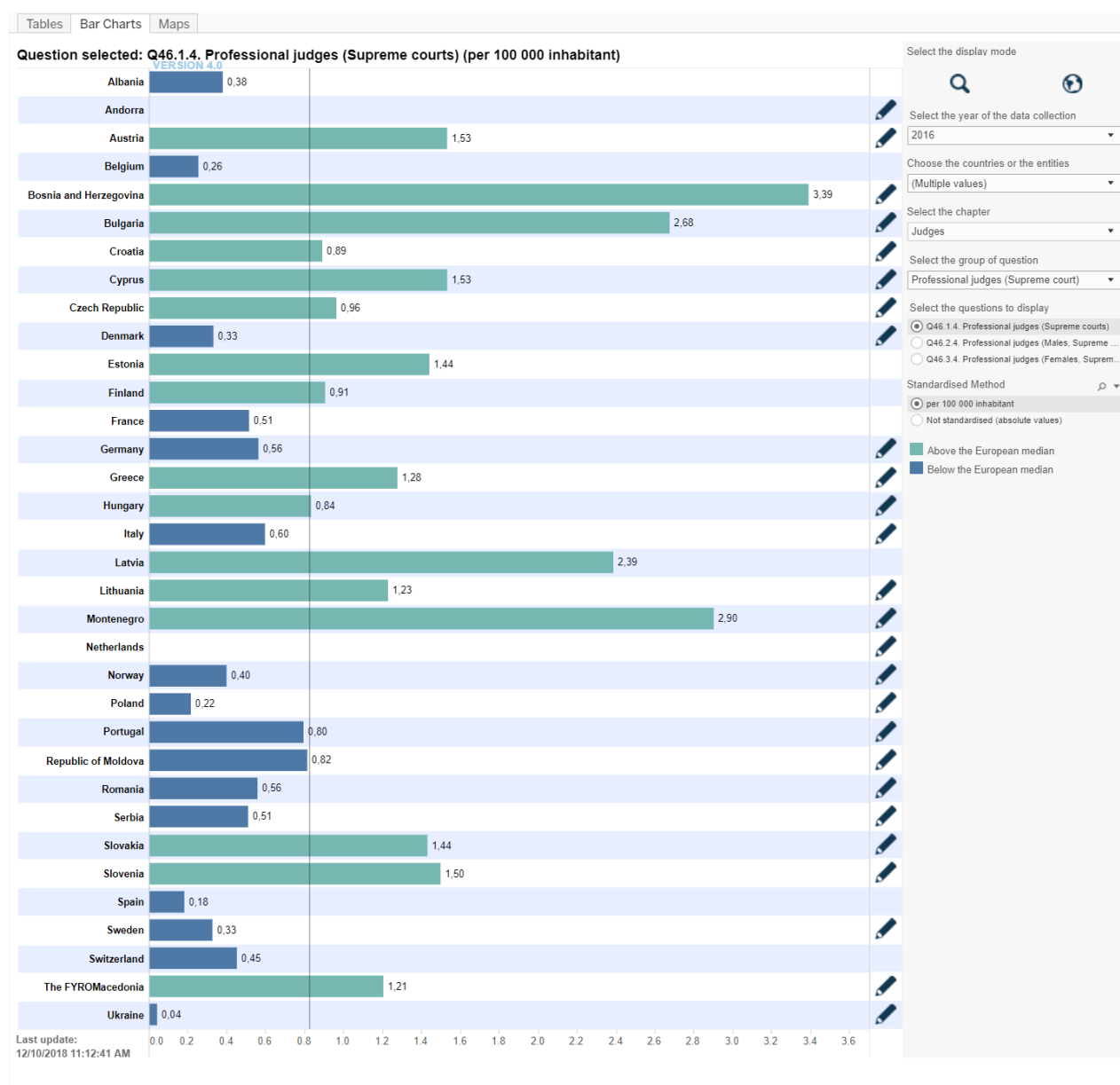
Број судија – други степен (апсолутни износи)



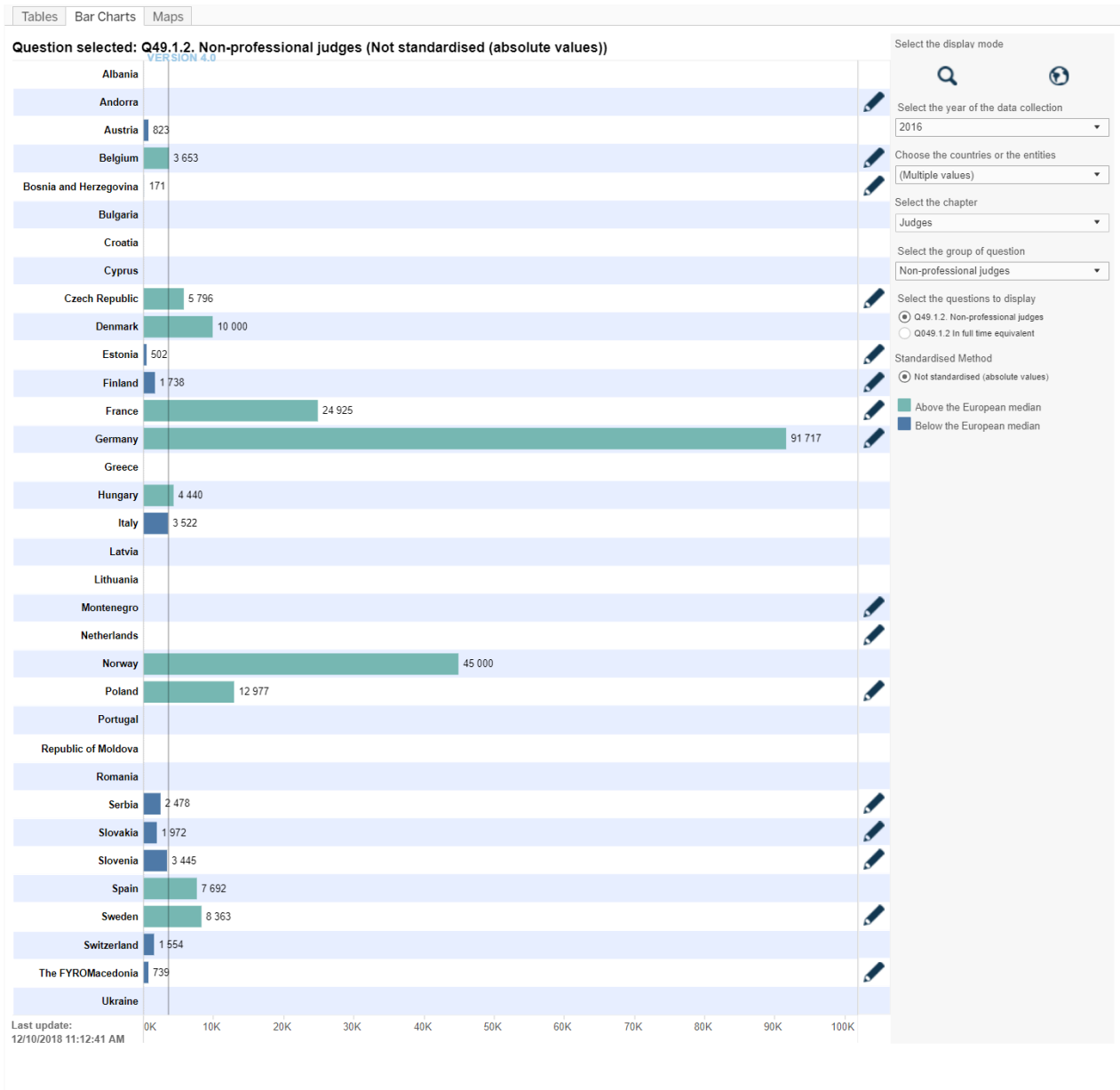
Број судија – врховни суд (апсолутни износи)



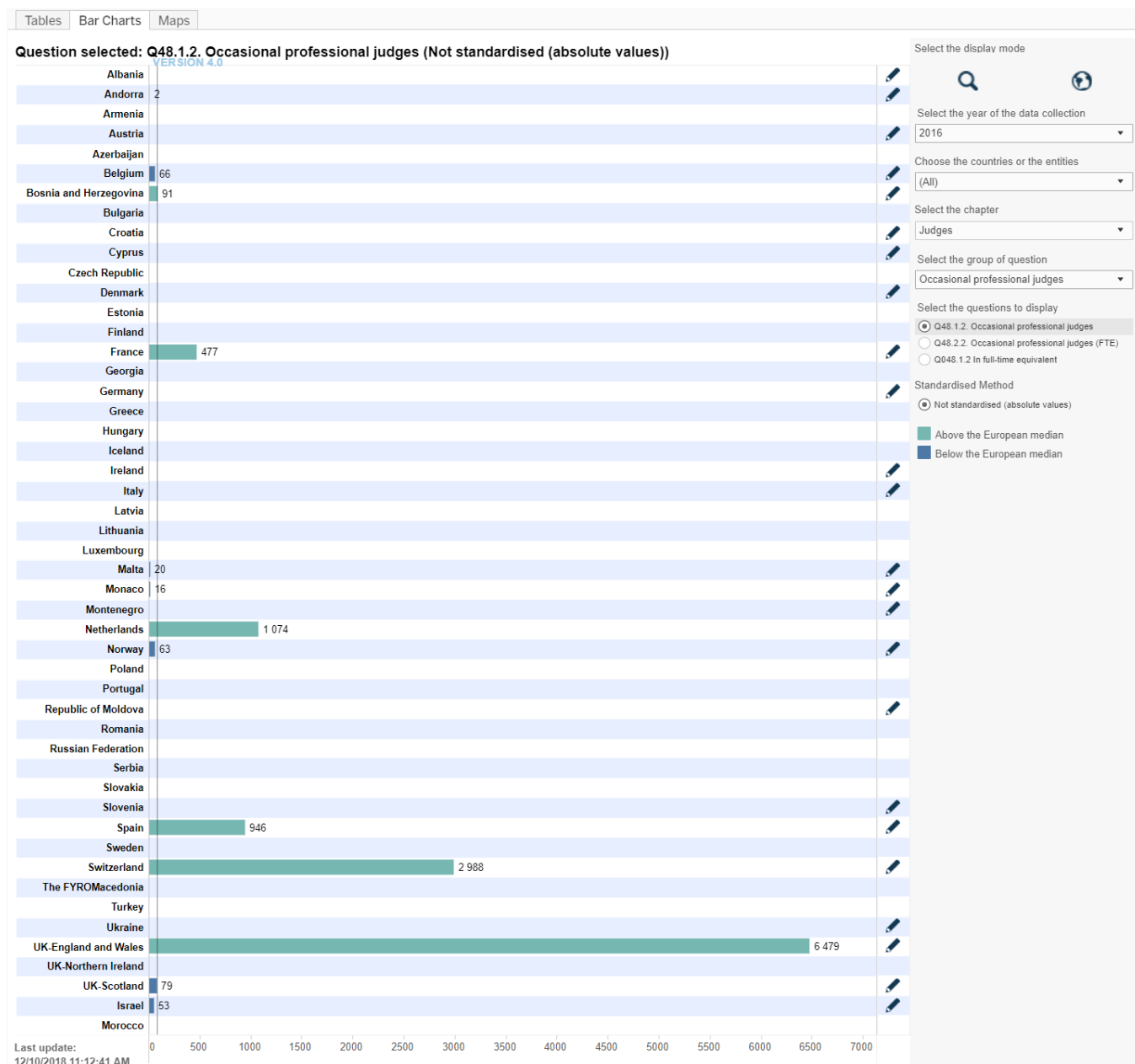
Број судија – врховни суд, на 100.000 становника



Број судија поротника



Број судија које повремено суде



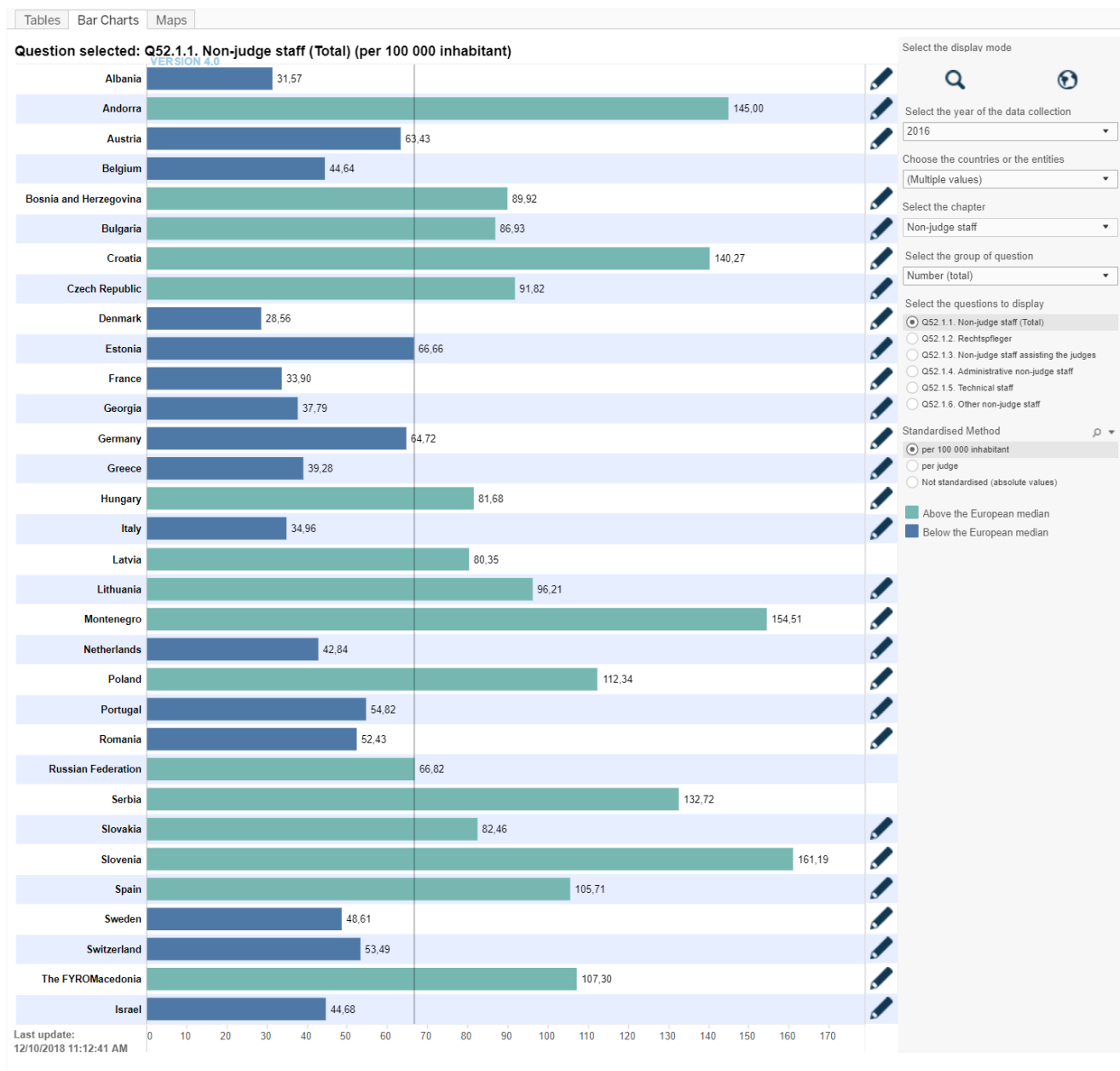
5

PC: Није примењиво

Број особља у суду по судији

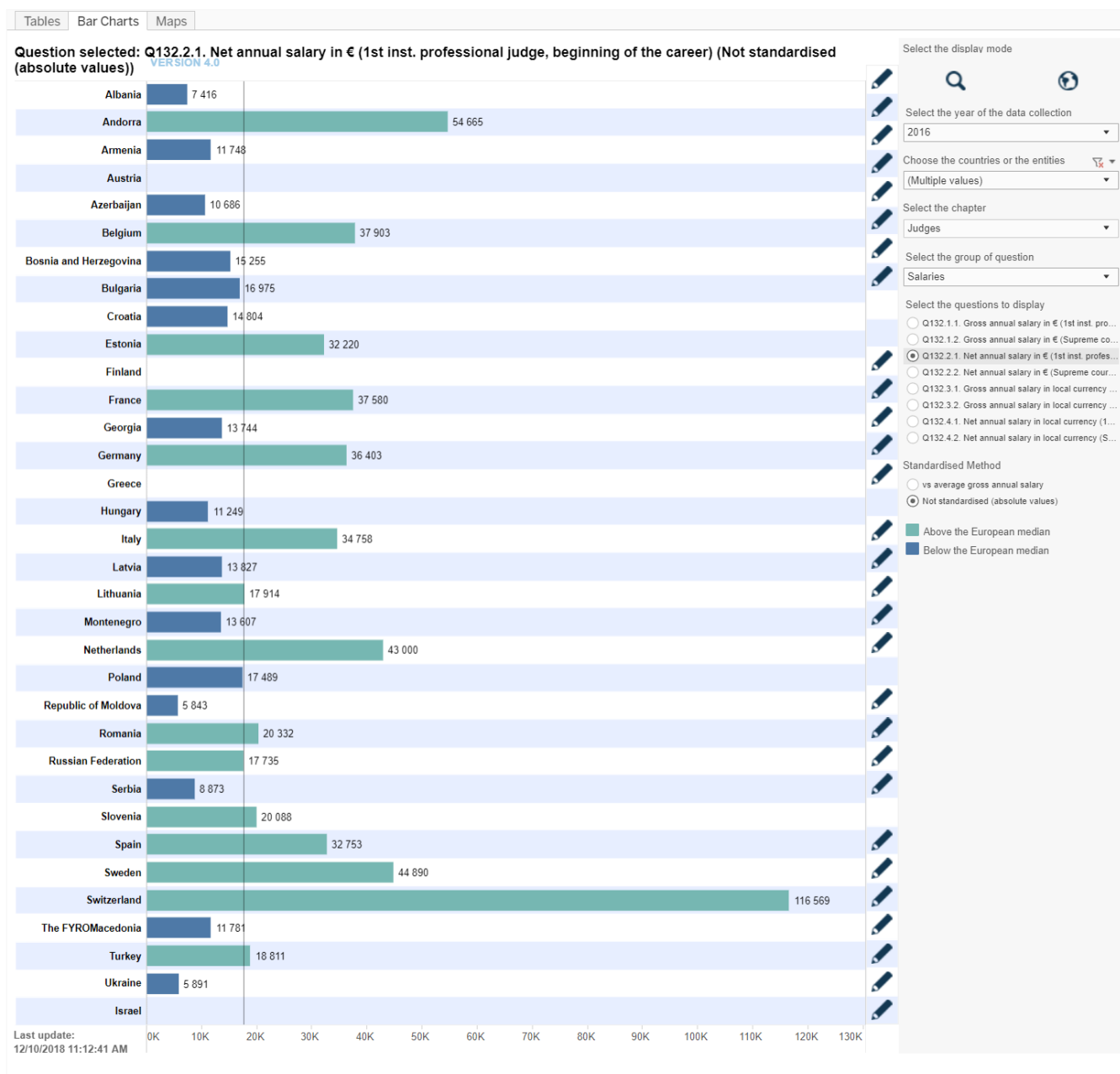


Број особља у суду на 100.000 становника

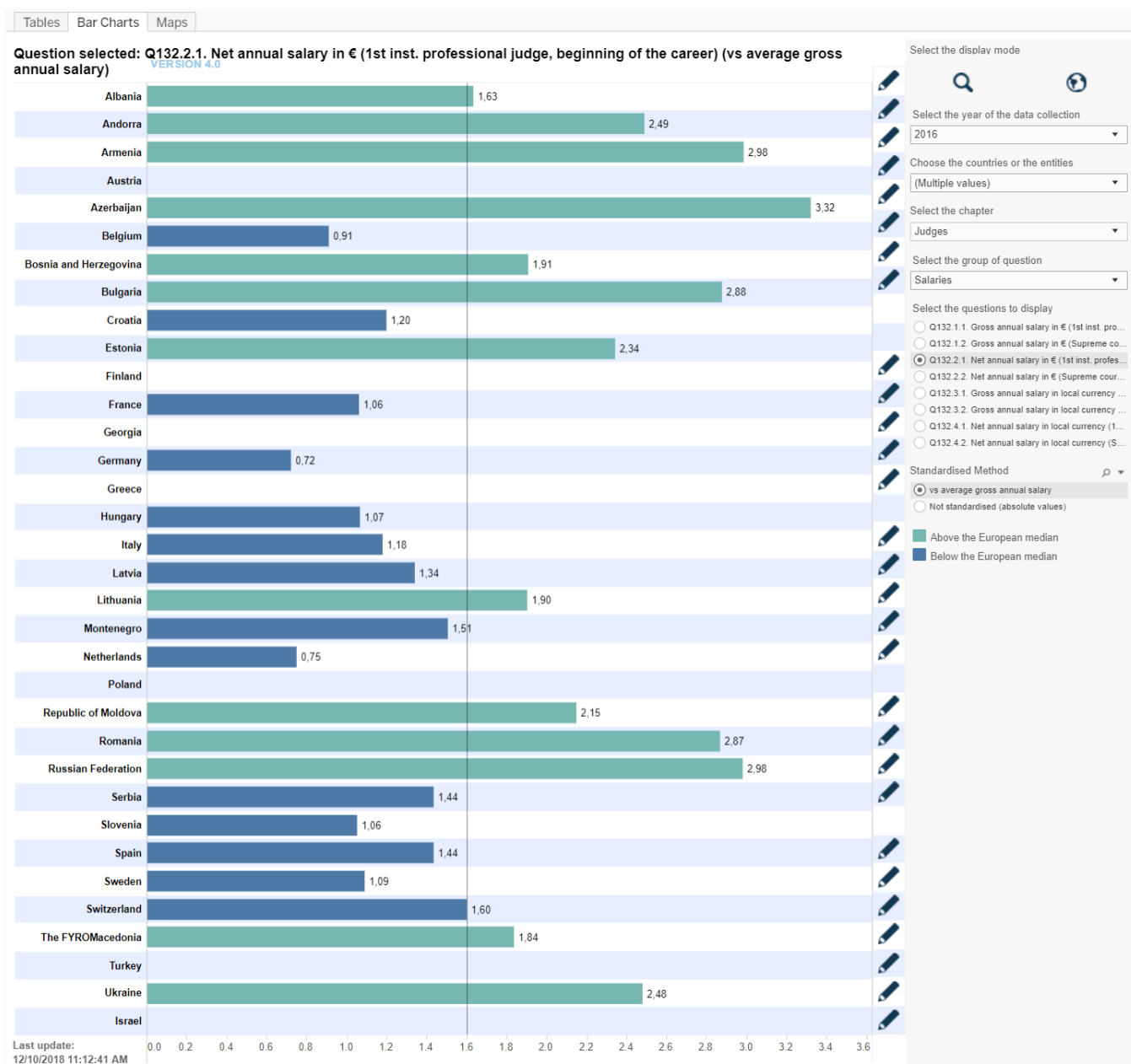


https://public.tableau.com/profile/cepej#!/vizhome/CEPEJ-Explorerv4_0/Tables

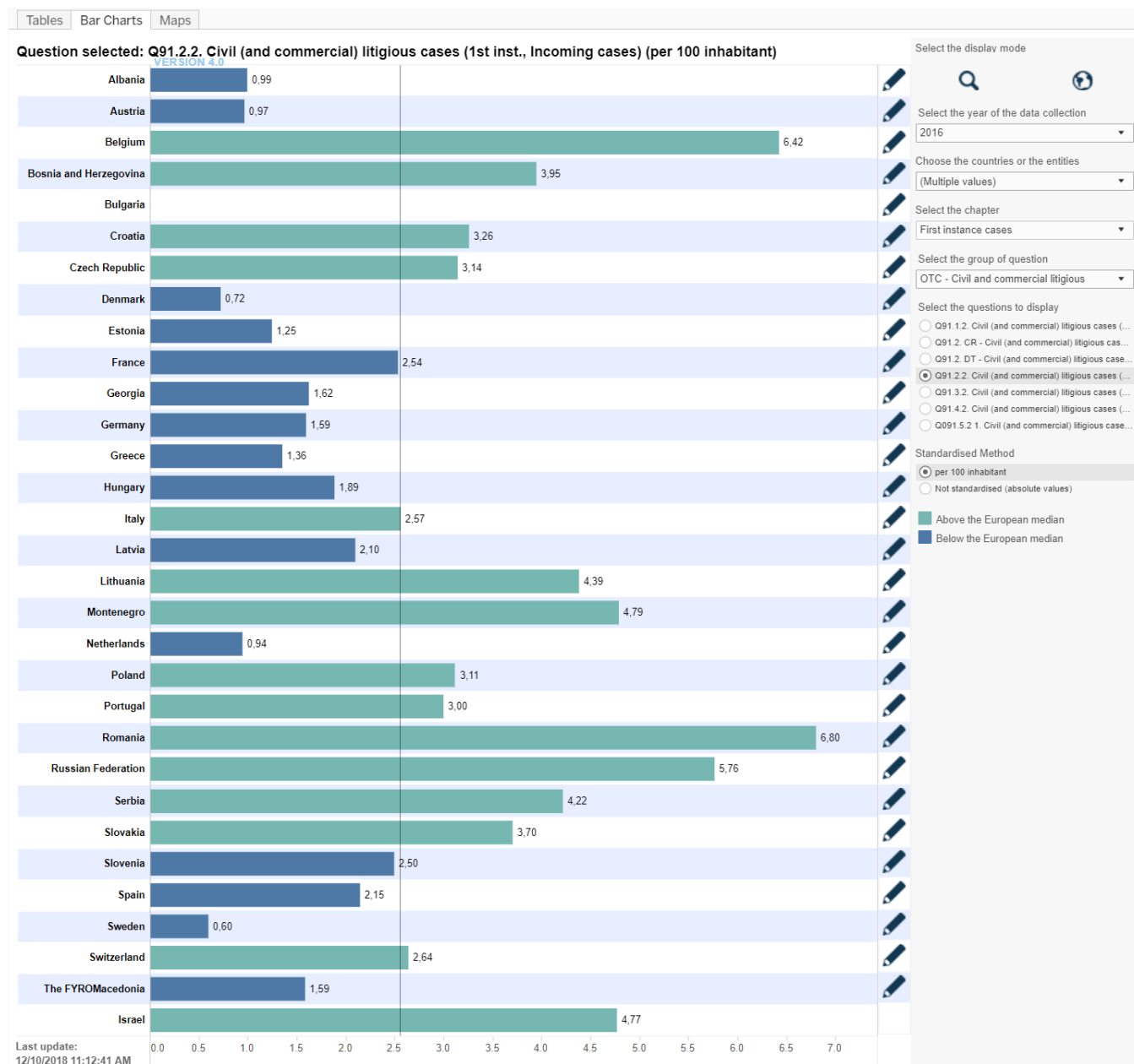
Нето годишња плата изражена у ЕУР за судију првог степена, на почетку каријере



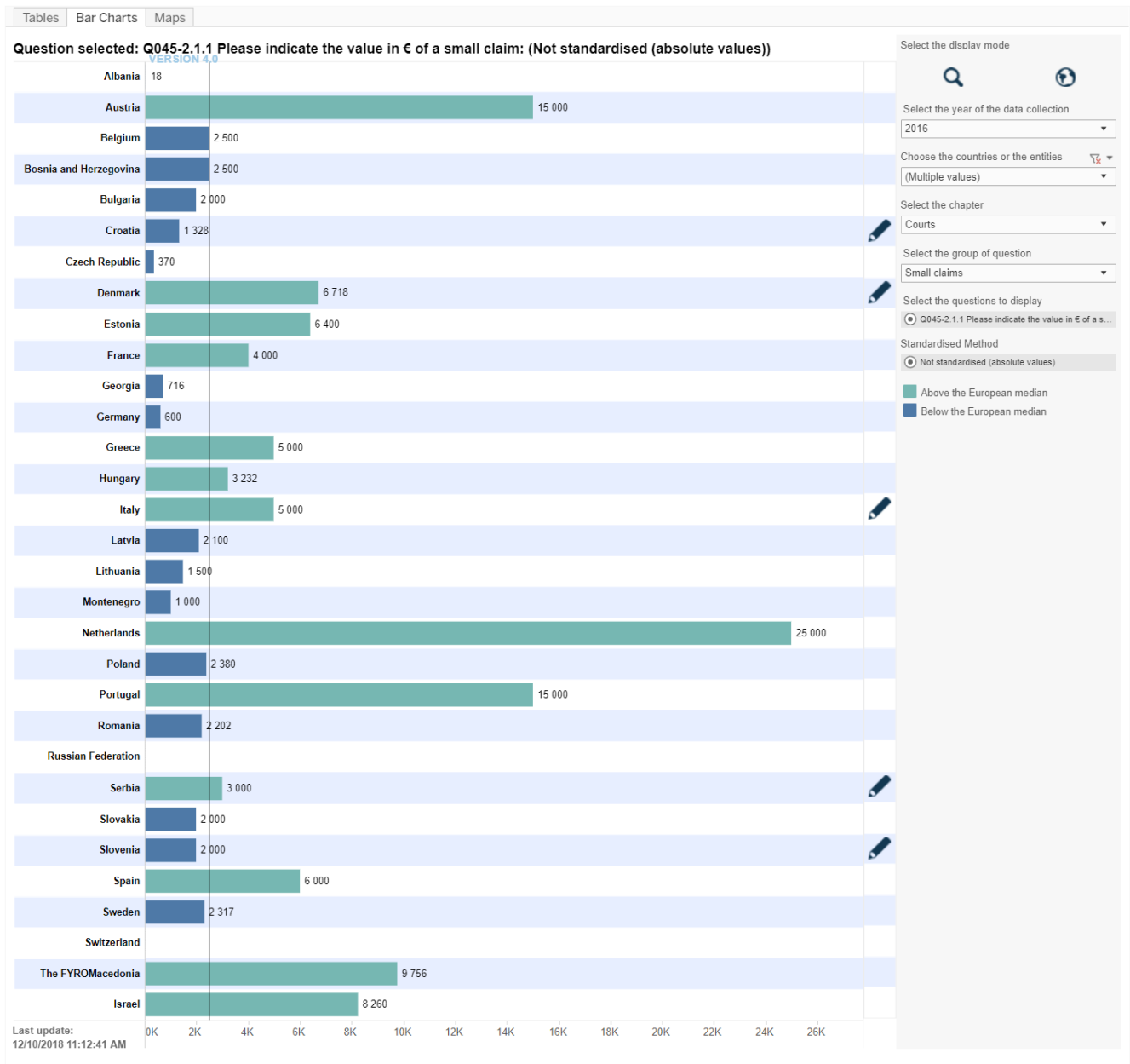
Нето годишња плата изражена у ЕУР за судију првог степена, на почетку каријере, у односу на просечну бруто годишњу зараду



Нето годишња плата изражена у ЕУР за судију првог степена, на почетку каријере



Новчани износ за спорове мале вредности



Примери коментара садржаних у СЕПЕЖ-СТАТ-у –

Новчани износ за спорове мале вредности:

„SERBIA

General Comments

Small claims, in terms of the provisions of the Civil Procedure Code, shall mean monetary claims in civil law disputes before basic courts not exceeding the amount of 3.000 EUR in dinar counter-value according to the middle exchange rate of the National Bank of Serbia on the day the lawsuit was submitted. The amount set for commercial disputes is 30,000 EUR. Small claims shall also include complaints where the main claim is not a monetary claim, but the plaintiff stated in the lawsuit s/he that he would accept to be paid an amount of money not exceeding 3000 EUR instead of the fulfilment of a request, or where the main claim is not money claim and value of dispute stated by the plaintiff in lawsuit is not exceeding 3000 EUR. Disputes related to real estate, labor relations and trespassing are not considered small claims.

SLOVENIA

General Comments

According to the Civil Procedure Act, a small claim dispute shall denote a dispute on a monetary claim where the amount of dispute does not exceed 2.000 EUR (4.000 EUR in commercial cases). Small claims disputes shall also include disputes on non-monetary claims in respect of which the plaintiff has declared his/her willingness to accept, instead of satisfaction the claim, a sum of money not exceeding 2.000 EUR. Small claims disputes shall also include disputes on claims for delivery of movable property where the stated amount in dispute does not exceed 2.000 EUR (art. 443 and 495). On the other hand, small claim disputes shall not include disputes relating to immovable property, disputes arising out of copyright, disputes relating to the protection and use of inventions and marks of distinctiveness or to the right to use a company title, disputes relating to the protection of competition and disputes for disturbance of possession (art. 444). The small claims in civil cases are tried by local courts and small claims in commercial cases are tried by district courts. As explained above, concerning a debt collection for small claims, apart from the small claims procedure, a specialized, fast-track procedure for debt collection (i.e. enforcement on the basis of the authentic document) is available since 2008, the use of which is strongly preferred over the “small claims” procedure. However, since the procedure of enforcement on the basis of the authentic document is not subjected to the value limit, it is not encompassed in the reply

ITALY

General Comments

The Justice of the Peace office deals with a wide range of civil disputes. In particular, under article 7 of the Code of Civil Procedure, the justice of the peace office has jurisdiction over cases involving movable assets with a value not exceeding € 5,000 (there are exceptions) as well as the causes for damages caused by the circulation of vehicles and boats, provided that the amount in dispute does not exceed € 20,000.

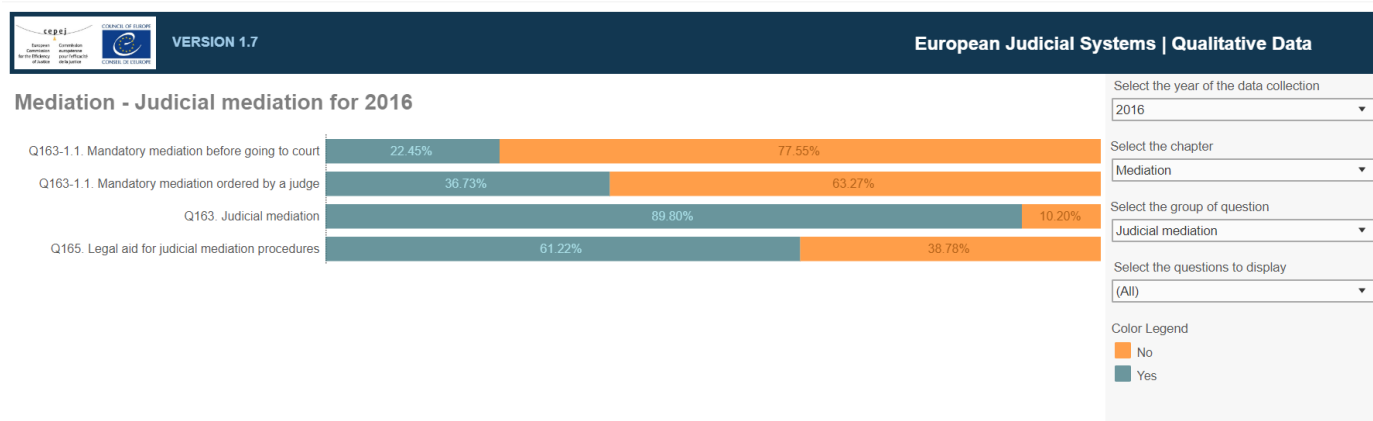
CROATIA

General Comments

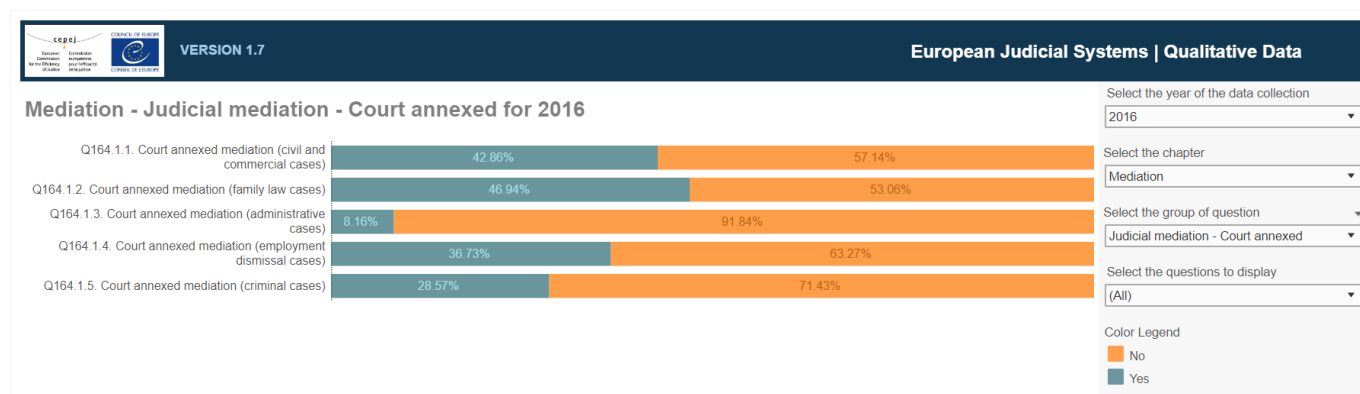
In municipal courts small claim cases are cases with value below 10.000 Croatian kunas (1.328 EUR) and in commercial courts small claim cases are cases with value below 50.000 Croatian kunas (6.641 EUR).“

Медијација

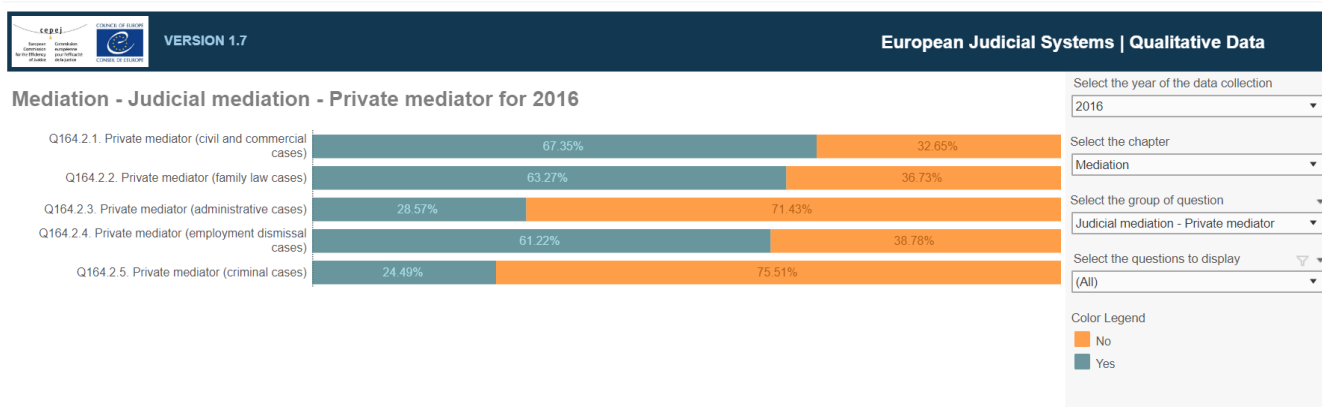
- Медијација у оквиру суда



- Судски-повезана медијација



- Медијација у оквиру суда када медијацију спроводи медијатор ван суда (приватно лице)



Пример коментара у СЕПЕЖ-СТАТ-у:

Slovakia | (2016)

Q164.2.1. Private mediator (civil and commercial cases)

General Comments

In the civil litigious procedure at the pre-trial hearing the judge may recommend parties to undergo a mediation meeting with a registered mediator to attempt an out of court settlement. The mediation agreement is enforceable when approved by the court or drafted as a notary deed. In the civil non-litigious procedure the court may order parties to undergo a mediation procedure, especially in divorce cases and cases related to care and maintenance of minor child. In criminal procedure the defendant charged with the certain types of offence may resort to a conciliation procedure with the aggrieved person with the assistance of a probation and mediation officer.

Број адвоката на 100.000 становника

Tables Bar charts Maps					
<div> <div>  <div> <div>cepej</div> <div>European Commission for the Efficiency of Justice</div> </div> </div> <div>  <div> <div>COUNCIL OF EUROPE</div> <div>Commission européenne pour l'efficacité de la justice</div> <div>CONSEIL DE L'EUROPE</div> </div> </div> </div> <div> <div> <div>VERSION 5.0</div> </div> </div>					
Last update: 4/2/2019 9:29:04 AM					
	146. Lawyers			Variation	
	2012	2014	2016	2012-2016	
Austria	68,10	69,19	70,16	+3.02%	
Bosnia and Herzegovina	35,23	37,47	45,59	+29.39%	
Croatia	103,05	106,19	112,90	+9.56%	
Czech Republic	104,14	112,52	106,91	+2.67%	
France	85,65	93,60	97,74	+14.12%	
Germany	200,52	202,42	200,05	-0.23%	
Greece	380,68	387,68	390,32	+2.53%	
Italy	378,99	368,19	378,44	-0.15%	
Montenegro	113,54	121,93	134,03	+18.04%	
Netherlands	101,72	104,80	102,44	+0.71%	
North Macedonia	121,13	108,30	120,70	-0.35%	
Romania	98,19	104,33	118,16	+20.34%	
Serbia	111,57	118,06	128,59	+15.25%	
Slovakia	96,29	107,48	113,00	+17.36%	
Slovenia	68,83	78,99	82,82	+20.33%	
Switzerland	134,87	140,16	141,62	+5.01%	
Average	136.7	139.4	145.0		
Median	104.1	108.3	118.2		
Standard Deviation	97.7	95.8	95.8		
Minimum	35.2	37.5	45.6		
Maximum	380.7	387.7	390.3		

Број адвоката – варијација у односу на године (2012-2016)

tableau public

GALLERY

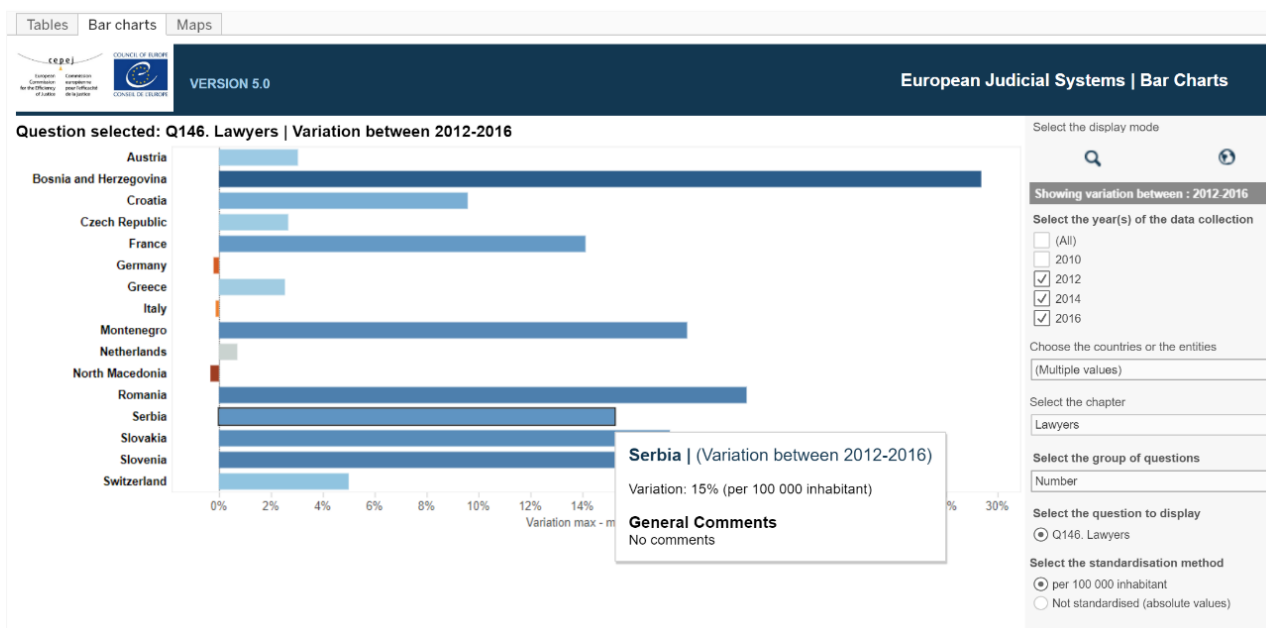
AUTHORS

BLOG

RESOURCES

ACTIVITY

< CEPEJ - Profile



Број покренутих дисциплинарних поступака против адвоката – варијација у односу на године (2012-2016)

Tables

Bar charts

Maps

cepej

European Commission for the Efficiency of Justice

COUNCIL OF EUROPE

Commission européenne pour l'efficacité de la justice

CONSEIL DE L'EUROPE

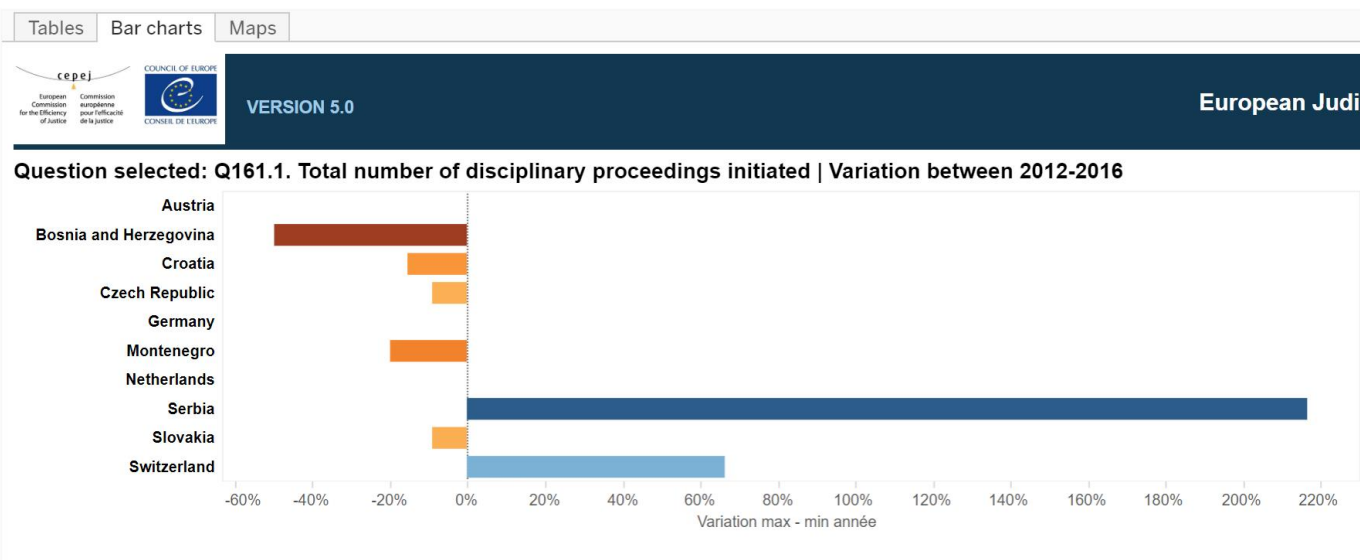
VERSION 5.0

European Judicial

Last update:

4/2/2019 9:29:04 AM

161.1. Total number of disciplinary proceedings initiated				Variation	Comments		
	2012	2014	2016	2012-2016	2012	2014	2016
Austria	NA	NA	640				
Bosnia and Herzegovina	4		2	-50.00%			
Croatia	596	676	504	-15.44%			
Czech Republic	165	123	150	-9.09%			
Germany	NA	NA	NA				
Montenegro	5	6	4	-20.00%			
Netherlands	1 400	1 291	NA				
Serbia	108	NA	342	+216.67%			
Slovakia	119	105	108	-9.24%			
Switzerland	139	150	231	+66.19%			
Average	637.7	377.5	520.3				
Median	119.0	127.0	150.0				
Standard deviation	764.5	428.2	564.9				
Minimum	2.0	2.0	2.0				
Maximum	4,773.0	2,693.0	3,389.0				



Број санкција против адвоката – варијација у односу на године (2012-2016)

Tables

Bar charts

Maps


cepej

European Commission for the Efficiency of Justice

COUNCIL OF EUROPE

Commission européenne pour l'efficacité de la justice

CONSEIL DE L'EUROPE



VERSION 5.0

European Judicial

Last update:

4/2/2019 9:29:04 AM

162.1. Total number of sanctions				Variation	Comments		
	2012	2014	2016	2012-2016	2012	2014	2016
Austria	NA	NA	627				
Bosnia and Herzegovina							
Croatia	34	35	125	+267.65%			
Czech Republic	82	52	70	-14.63%			
Germany	NA	NA	NA				
Montenegro		1	2				
Netherlands	382	416	NA				
Serbia	37	26	11	-70.27%			
Slovakia	38	30	44	+15.79%			
Switzerland	36	59	48	+33.33%			
Average	159.5	143.4					
Median	38.0	52.0					
Standard deviation	171.1	143.2					
Minimum	1.0	1.0					
Maximum	1,155.0	916.0					

